

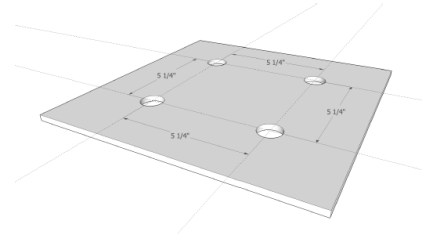
Haliburton Downtown Sculpture Exhibition

Installation Guidelines

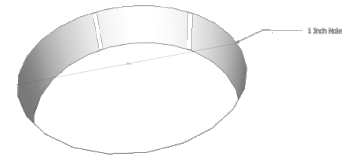
- All sculptures must be securely fastened to the Granite Base.
- The bases consist of an irregular shaped Granite Slab with four(4) threaded rods of 5/8" and a leveling/sign holder bracket.
- The granite weight is 400-500 lbs.



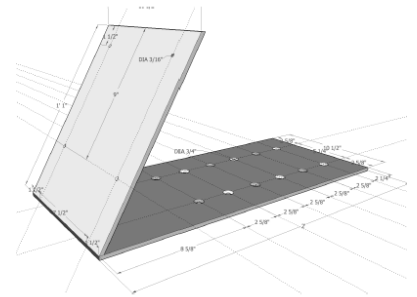
- The rods are placed in a square pattern 5.25" centre to centre
- Your sculpture should have a plate of steel or other suitable material to connect to the rods. This can be integral to the sculpture or a platform or pedestal that the sculpture will be securely attached to.
- If your plate will be hidden or in an enclosure please make sure it is accessible to allow for tools and tightening.



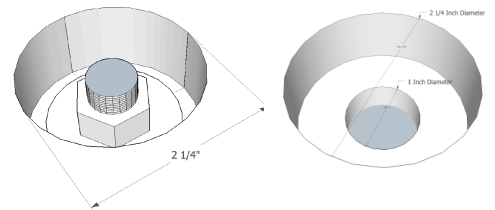
- Holes on your plate should be one inch (1") in diameter.



- Your sculpture will be placed on a leveled sign bracket that is adjustable to accommodate the width of your base and will be secured with washers and bolts that we supply.



- If your base plate is thick, the bolt and washer may need to be recessed. Please cut the recess hole at least 2.25 inches in diameter in order to accommodate the washer and the tool used to tighten the nut.
- The threaded rods are 3"-4" high.
- TIP: Cut the large hole first so you can insure the smaller hole for the rod is centred. Be sure to maintain the 5.25" centre to centre pattern



- A sign will be created with your information and affixed to the front of the leveling/sign holder bracket.
- Please inquire before fabrication if you need any further details

